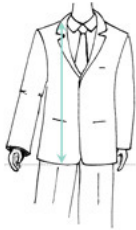


Show measurements in [cm](#) / [inch](#)

[Print Measurements Form](#)



Upper Jacket Length

Measure from the upper end of the shoulder seam where it joins the neck to the jacket length required

We recommend that you take this measurement wearing a jacket

My measurement is , 0 cm
 This measurement was taken Please choose

[Enlarge](#)



Hips at jacket bottom

Measure around hips where the jacket ends.

We recommend that you take this measurement wearing a jacket

My measurement is , 0 cm
 This measurement was taken Please choose

[Enlarge](#)



Full Shoulder Width

Measure across on top of shoulder from outside of one shoulder to the other

We recommend that you take this measurement wearing a shirt

My measurement is , 0 cm
 This measurement was taken Please choose

[Enlarge](#)



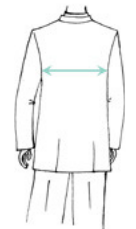
Half Shoulder

Measure from top of shoulder next to neck to end of shoulder at top of the arm

We recommend that you take this measurement wearing a shirt

My measurement is , 0 cm
 This measurement was taken Please choose

[Enlarge](#)



Back Width

Measure across the back from the joining of one arm to the joining of the other arm. Measure as high as possible from app. half an inch under the arm to half an inch under the other arm.

We recommend that you take this measurement wearing a shirt

My measurement is , 0 cm
 This measurement was taken Please choose

[Enlarge](#)



Sleeves Length, Jacket and Coat

Measure sleeves length from shoulder seam to required length

We recommend that you take this measurement wearing a jacket/coat or directly from a jacket/coat

My measurement is , 0 cm
 This measurement was taken Please choose

[Enlarge](#)



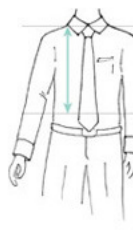
Most narrow waist point

Measure around the body at the most narrow waist point

We recommend that you take this measurement wearing a shirt

My measurement is , 0 cm
 This measurement was taken Please choose

[Enlarge](#)



Upper shoulder seam to most narrow waist point

Measure at the front of the body from upper shoulder seam straight down to most narrow waist point

We recommend that you take this measurement wearing a shirt

My measurement is , 0 cm
 This measurement was taken Please choose

[Enlarge](#)



Front Width

Measure across the front as high above the bust as possible from app. half an inch under one arm to half an inch under the other arm.

We recommend that you take this measurement directly from your body

My measurement is , 0 cm
 This measurement was taken Please choose

[Enlarge](#)



Chest

Measure around the body up under arms

We recommend that you take this measurement directly from your body

My measurement is , 0 cm
 This measurement was taken Please choose

[Enlarge](#)



Stomach

Measure around the stomach at widest point

We recommend that you take this measurement directly from your body

My measurement is , 0 cm
 This measurement was taken Please choose

[Enlarge](#)



Neck

Measure around the neck. Place 1 or 2 fingers in between the neck and the measuring tape depending on, how tight the shirt collar is required

We recommend that you take this measurement directly from your body

My measurement is , 0 cm
 This measurement was taken Please choose

[Enlarge](#)



[Enlarge](#)

Upper Arm

Measure loosely around the widest point of the upper arm. Measure a bit slanted, where the biggest measurement is found.

We recommend that you take this measurement directly from your body

My measurement is , cm

This measurement was taken Please choose



[Enlarge](#)

Hips

Measure around hips at widest point of seat

We recommend that you take this measurement directly from your body

My measurement is , cm

This measurement was taken Please choose



[Enlarge](#)

Shoulder Build

Select the picture nearest to your figure

Please choose

You have taken the sizes:

Please choose

You like your clothes to be:

Please choose

Height

, cm

Age

years

Comment

If you have any special instructions about how you would like your clothes to fit, or anything that you think would help us to determine your measurements, please add them here. Also, for special considerations, like if for instance your left sleeve should be longer than the right sleeve.

Photos

If possible, please attach photos of you taken from the front, the back and the side to help our tailor optimizing the fit of your clothes.

Photo 1

Photo 2

Photo 3