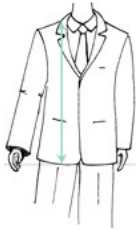


Show measurements in [cm](#) / [inch](#)

[Print Measurements Form](#)



**Upper Jacket Length**

Measure from the upper end of the shoulder seam where it joins the neck to the jacket length required

*We recommend that you take this measurement wearing a jacket*

My measurement is  ,  0  cm  
 This measurement was taken  Please choose

[Enlarge](#)



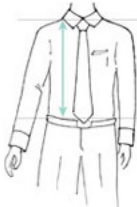
**Hips at jacket bottom**

Measure around hips where the jacket ends.

*We recommend that you take this measurement wearing a jacket*

My measurement is  ,  0  cm  
 This measurement was taken  Please choose

[Enlarge](#)



**Vest Length**

Measure from the shoulder seam at the side of the neck to the top of the trousers waist band. (Note: This measure is not the final vest length, as the vest will end up a little longer)

*We recommend that you take this measurement wearing trousers (and a vest if possible)*

My measurement is  ,  0  cm  
 This measurement was taken  Please choose

[Enlarge](#)



**Full Shoulder Width**

Measure across on top of shoulder from outside of one shoulder to the other

*We recommend that you take this measurement wearing a shirt*

My measurement is  ,  0  cm  
 This measurement was taken  Please choose

[Enlarge](#)



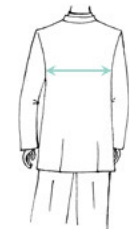
**Half Shoulder**

Measure from top of shoulder next to neck to end of shoulder at top of the arm

*We recommend that you take this measurement wearing a shirt*

My measurement is  ,  0  cm  
 This measurement was taken  Please choose

[Enlarge](#)



**Back Width**

Measure across the back from the joining of one arm to the joining of the other arm. Measure as high as possible from app. half an inch under the arm to half an inch under the other arm.

*We recommend that you take this measurement wearing a shirt*

My measurement is  ,  0  cm  
 This measurement was taken  Please choose

[Enlarge](#)



**Sleeves Length, Jacket and Coat**

Measure sleeves length from shoulder seam to required length

*We recommend that you take this measurement wearing a jacket/coat or directly from a jacket/coat*

My measurement is  ,  0  cm  
 This measurement was taken  Please choose

[Enlarge](#)



**Most narrow waist point**

Measure around the body at the most narrow waist point

*We recommend that you take this measurement wearing a shirt*

My measurement is  ,  0  cm  
 This measurement was taken  Please choose

[Enlarge](#)



**Upper shoulder seam to most narrow waist point**

Measure at the front of the body from upper shoulder seam straight down to most narrow waist point

*We recommend that you take this measurement wearing a shirt*

My measurement is  ,  0  cm  
 This measurement was taken  Please choose

[Enlarge](#)



**Front Width**

Measure across the front as high above the bust as possible from app. half an inch under one arm to half an inch under the other arm.

*We recommend that you take this measurement directly from your body*

My measurement is  ,  0  cm  
 This measurement was taken  Please choose

[Enlarge](#)



**Chest**

Measure around the body up under arms

*We recommend that you take this measurement directly from your body*

My measurement is  ,  0  cm  
 This measurement was taken  Please choose

[Enlarge](#)



**Stomach**

Measure around the stomach at widest point

*We recommend that you take this measurement directly from your body*

My measurement is  ,  0  cm  
 This measurement was taken  Please choose

[Enlarge](#)



**Neck**

Measure around the neck. Place 1 or 2 fingers in between the neck and the measuring tape depending on, how tight the shirt collar is required

*We recommend that you take this measurement directly from your body*

My measurement is  ,  0  cm  
 This measurement was taken  Please choose

[Enlarge](#)



**Upper Arm**

Measure loosely around the widest point of the upper arm. Measure a bit slanted, where the biggest measurement is found.

*We recommend that you take this measurement directly from your body*

My measurement is  ,  0  cm  
 This measurement was taken  Please choose

[Enlarge](#)



**Trouser's Waist**

Measure the waistline exactly where you want your trousers waistline to be and as tight as you want it to be. (If you have got a pair of trousers with the required waist high and width, you can take this measurement on the trousers)

*We recommend that you take this measurement directly from your body*

My measurement is  ,  0  cm  
 This measurement was taken  Please choose

[Enlarge](#)



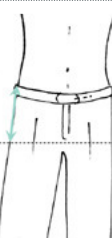
**Hips**

Measure around hips at widest point of seat

*We recommend that you take this measurement directly from your body*

My measurement is  ,  0  cm  
 This measurement was taken  Please choose

[Enlarge](#)



**Distance between trouser's waist and hips**

Measure the vertical distance from where you want your trousers waist to be to the widest point of your hips.

*We recommend that you take this measurement wearing trousers*

My measurement is  ,  0  cm  
 This measurement was taken  Please choose

[Enlarge](#)




**Thighs**

Measure around thigh at widest point as high as possible

*We recommend that you take this measurement directly from your body*

My measurement is  ,  0  cm  
 This measurement was taken  Please choose

[Enlarge](#)



**Trousers outseam**

Measure the trousers outseam from top of waist band to bottom of cuff while wearing trousers. Measure from where you want to wear the trousers in the waist to the desired length.

*We recommend that you take this measurement wearing trousers*

My measurement is  ,  0  cm  
 This measurement was taken  Please choose

[Enlarge](#)



**U-crotch**

Place your trousers in the right waist high. Measure tightly from top of waistband in the front down between your legs to the top of the waistband in the back.

*We recommend that you take this measurement wearing trousers*

My measurement is  ,  0  cm  
 This measurement was taken  Please choose

[Enlarge](#)



**Shoulder Build**

Select the picture nearest to your figure

Please choose

[Enlarge](#)

You have taken the sizes:

Please choose

You like your clothes to be:

Please choose

Height

,  0  cm

Age

years

**Comment**

If you have any special instructions about how you would like your clothes to fit, or anything that you think would help us to determine your measurements, please add them here. Also, for special considerations, like if for instance your left sleeve should be longer than the right sleeve.

**Photos**

If possible, please attach photos of you taken from the front, the back and the side to help our tailor optimizing the fit of your clothes.

Photo 1

Photo 2

Photo 3

Gennemse...

Upload